

MYFutureJobs Metaverse User Guide

MYFutureJobs Metaverse

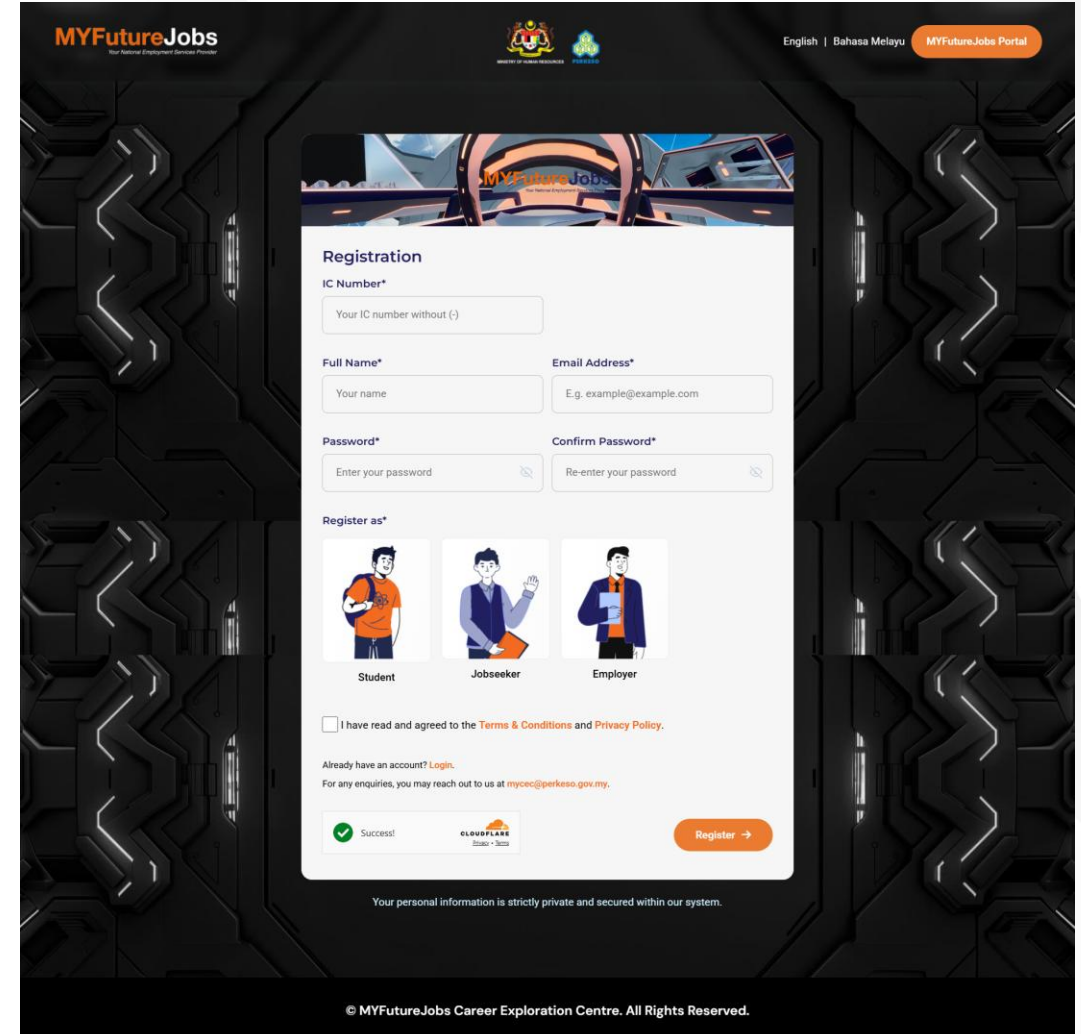
1. The **MYFutureJobs Metaverse** is a virtual digital platform developed by PERKESO that allows users to explore career-related information, participate in virtual career fairs and interact with employers anytime and anywhere.
2. This platform is **web-based** and can be accessed on a **PC or laptop** for optimal desktop viewing.
3. The minimum and recommended system requirements are as follows:

Hardware Requirement	Minimum Requirement	Recommended Requirement
CPU	Intel i5 or AMD Ryzen 5	Intel i7 or AMD Ryzen 7
RAM	8GB	16GB
Graphics Card	Onboard Graphic Card	GTX 1050
Wi-Fi Speed	30Mbps	100Mbps

Account Creation & User Login

Metaverse Account Creation

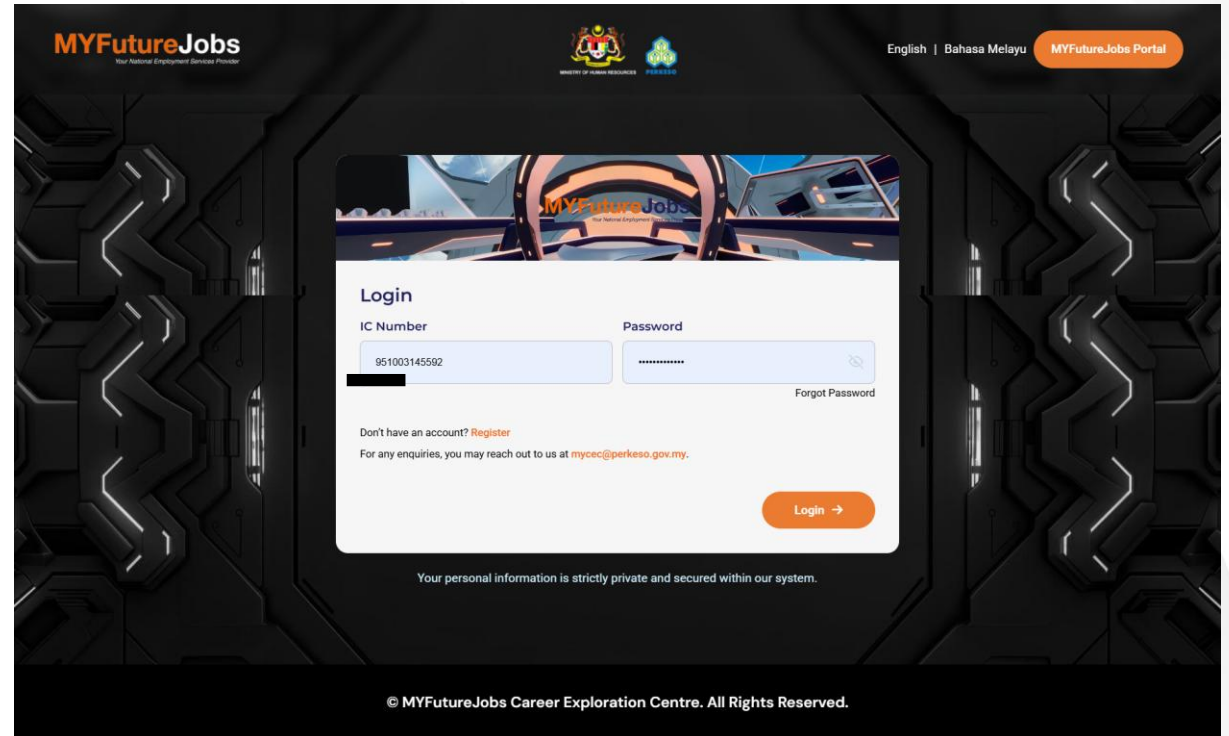
1. User begin the journey by accessing the Registration Page via the following link:
<https://metaverse.myfuturejobs.gov.my/registration.html>
2. Complete the registration form by providing the required details:
 - IC Number
 - Full Name
 - Email Address
 - Password
 - Confirm Password
 - Register As (Student, Jobseeker or Employer)
3. Click Register to complete the registration process.



The screenshot displays the MYFutureJobs Registration page. At the top, the MYFutureJobs logo is on the left, and the Ministry of Human Resources and PERKESO logos are on the right, along with language options (English | Bahasa Melayu) and a link to the MYFutureJobs Portal. The registration form is centered and includes the following fields: IC Number* (with a placeholder 'Your IC number without (-)'), Full Name* (with a placeholder 'Your name'), Email Address* (with a placeholder 'E.g. example@example.com'), Password* (with a placeholder 'Enter your password' and a visibility icon), and Confirm Password* (with a placeholder 'Re-enter your password' and a visibility icon). Below these fields is the 'Register as*' section with three options: Student (illustrated with a student icon), Jobseeker (illustrated with a person holding a resume), and Employer (illustrated with a person in a suit). A checkbox indicates agreement to the Terms & Conditions and Privacy Policy. At the bottom, there is a 'Success!' message with a green checkmark, a Cloudflare logo, and a 'Register' button with a right arrow. A footer note states: 'Your personal information is strictly private and secured within our system.' The bottom-most footer text reads: '© MYFutureJobs Career Exploration Centre. All Rights Reserved.'

Metaverse Login

1. To log in, enter your **IC Number** and **Password**.




The screenshot shows the MYFutureJobs login portal with a futuristic, dark-themed background. At the top, the MYFutureJobs logo and the Ministry of Human Resources and PERKESO logos are visible. The page is in English, with a language toggle for Bahasa Melayu. The login form is centered and contains the following elements:

- Login** header
- IC Number** field: Contains the number 951003145592.
- Password** field: Contains masked characters (dots).
- Forgot Password** link: Located to the right of the password field.
- Register** link: Located below the login fields.
- Enquiries** text: "For any enquiries, you may reach out to us at mycec@perkeso.gov.my."
- Login** button: An orange button with a right arrow.
- Privacy Notice**: "Your personal information is strictly private and secured within our system."
- Footer**: "© MYFutureJobs Career Exploration Centre. All Rights Reserved."

MYFutureJobs Metaverse Lobby

1. Upon successful login, users will be teleported to the **MYFutureJobs Metaverse Lobby**.
2. Users may navigate in the Metaverse using keyboard controls and interact with **Hanna**, the AI receptionist.
3. After entering the Metaverse Lobby, users can select an avatar based on their preference (Male or Female).




MYFutureJobs Metaverse Lobby

1. In the Metaverse Lobby, users can explore various informational content, including:
 - Overview of MYFutureJobs
 - Global career trends
 - Employment insights
 - Top 10 rising and declining jobs



MYFutureJobs Metaverse Lobby

1. After exploring the lobby, users may choose to interact with Hanna, the AI receptionist, or teleport directly to the **Metaverse Career Fair** through the Portal. Users can **press “F” to initiate teleportation**, where a selection between MYCEC Metaverse and Career Fair Metaverse will appear.
2. Click **Metaverse Career Fair** on the **right side** to teleport to the Metaverse Career Fair environment.



MYFutureJobs Metaverse Career Fair


MYFutureJobs Metaverse Career Fair

1. Once teleported to the Metaverse Career Fair, users may select a channel. Each channel allows a maximum of **30 participants**.
2. Users will be greeted by Hanna, the AI receptionist, at the Career Fair lobby.



MYFutureJobs Metaverse Career Fair

1. The virtual interview session will be conducted at the **Exhibition Hall**.
2. From the lobby, users can **turn right** to access the portal leading to the **Exhibition Hall**.



MYFutureJobs Metaverse Career Fair

1. Before entering the portal to the Exhibition Hall, users may view the **Live Carnival Statistics** on the right side.
2. Users may then proceed through the **Hall Portal** to enter the **Exhibition Hall**.



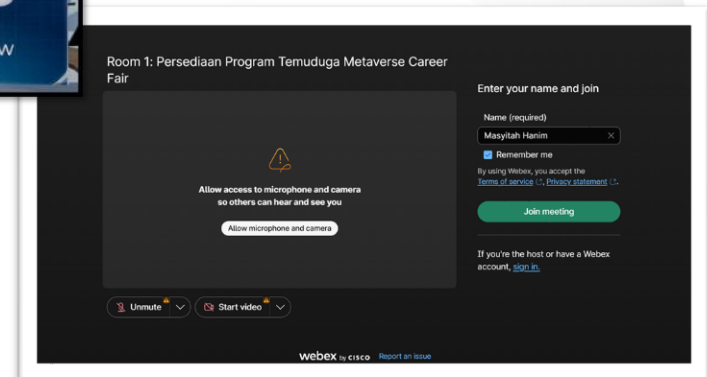
MYFutureJobs Metaverse Career Fair

1. Users can select a hall to visit. A list of employers will be displayed for each hall selection.
2. Once users click **“Visit Hall”**, they will be teleported to the Exhibition Hall.
3. Users may refer to the directory located at the top-right corner of the screen to navigate to the employer booths.



MYFutureJobs Metaverse Career Fair

1. Users may approach the employer booth and click the **Interview** button.
2. They will then be redirected to the Webex page to join a virtual interview with the employer.



MYFutureJobs Metaverse Career Fair

1. Users can return to the Hall Portal to be teleported back to the Career Fair lobby.



MYFutureJobs Metaverse Career Fair

1. Users can head to the **Livestream Hall** to watch MYFutureJobs podcasts or talk sessions.
2. Then users can visit the **Activity Zone** on the left side of the Career Fair lobby to try several mini games.



MYFutureJobs Metaverse Career Fair

1. At the end of the session, users may log out from the Metaverse by selecting the **Logout** button in the top-left corner of the screen.





MINISTRY OF HUMAN RESOURCES

PERKESO

Thank You!